

# 1<sup>st</sup> Quarter FY2027 Financial Results

1 July 2026



# Disclaimer

This presentation (the "**Presentation**") has been produced by Yinson Production Offshore Pte. Ltd. ("**Yinson Production**") solely for information purposes. This Presentation and its contents are made only to, and is only directed at, persons to whom such presentation may lawfully be communicated (together, "**Relevant Persons**"). Any person who is not a Relevant Person should not act or rely on this Presentation or any of its contents.

This Presentation does not constitute an offering of securities or otherwise constitute an invitation or inducement to any person to underwrite, subscribe for or otherwise acquire securities in Yinson Production or its subsidiaries (the "Group"). The release, publication or distribution of this presentation in certain jurisdictions may be restricted by law, and therefore persons in such jurisdictions into which this presentation is released, published or distributed should inform themselves about, and observe, such restrictions.

This Presentation contains certain forward-looking statements relating to the business, financial performance and results of the Group and/or the industry in which it operates. Forward-looking statements concern future circumstances and results and other statements that are not historical facts, sometimes identified by the words "believes", "expects", "predicts", "intends", "projects", "plans", "estimates", "anticipates", "targets", and similar expressions. The forward-looking statements contained in this Presentation, including assumptions, opinions and views of the Group or cited from third party sources are solely opinions and forecasts which are subject to risks, uncertainties and other factors that may cause actual events to differ materially from any anticipated development. Neither Yinson Production, nor any of its parent or subsidiary undertakings or affiliates or any such person's directors, officers, employees, advisors or representatives (collectively, the "**Representatives**") provides any assurance that the assumptions underlying such forward-looking statements are free from errors, nor does any of them accept any responsibility for the future accuracy of the opinions expressed in this Presentation or the actual occurrence of the forecasted developments. Yinson Production and its Representatives assume no obligation, except as required by law, to update any forward-looking statements or to confirm these forward-looking statements to the Group's actual results.

A more comprehensive discussion of the risk factors that may impact Yinson Production's business can be found in the latest Annual Report of Yinson Holdings Berhad ("**YHB**"), a copy of which can be found on YHB's corporate website, [www.yinson.com](http://www.yinson.com).

# Q1 FY2027 financial highlights: business as usual

## Key financial highlights

- Enterprise Reporting **revenue of USD 297m** for Q1 FY2027, up 26% YoY
- Enterprise Reporting **EBITDA of USD 193m**, up 11% YoY
- Enterprise Reporting **Adjusted EBITDA of USD 187m**, up 60% YoY
- **Revenue backlog of USD 19.3bn** as at 30 April 2026, with Net IBD<sup>2</sup> of USD 3.5bn, resulting in a robust **backlog to Net IBD coverage of c.5.5x**
- **Release of the parent guarantee for the Agogo FPSO** senior debt financing post quarter end (May 2026)
- FSO Block B secured **USD 131.5m bank financing** also post quarter end (May 2026)

## Q1 FY2027 in numbers



**Q1: USD 297m**  
Revenue



**Q1: USD 193m**  
EBITDA



**Q1: USD 187m**  
Adjusted EBITDA



**Q1: USD 4m**  
Adjusted net profit



**USD 19.3bn**  
Revenue backlog until 2050<sup>1</sup>



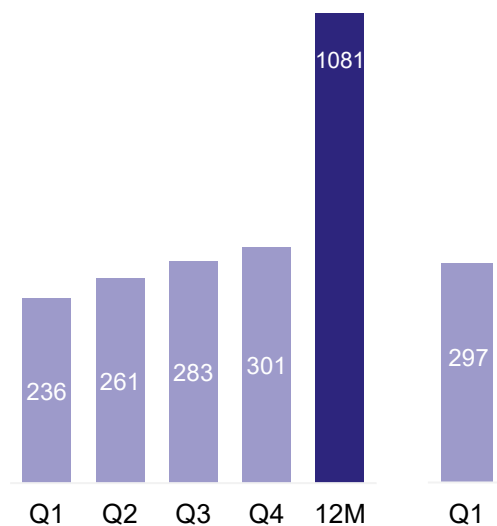
**5.5x**  
Backlog to net debt coverage

1) Contract backlog as of 30 April 2026 (including options) based on Enterprise Reporting, i.e. only recognising Yinson Production's share based on equity ownership.  
2) Net Interest-Bearing Debt = Borrowing and lease liabilities minus cash and bank balances

# Q1 FY2027 continues to show strong cash flow generation

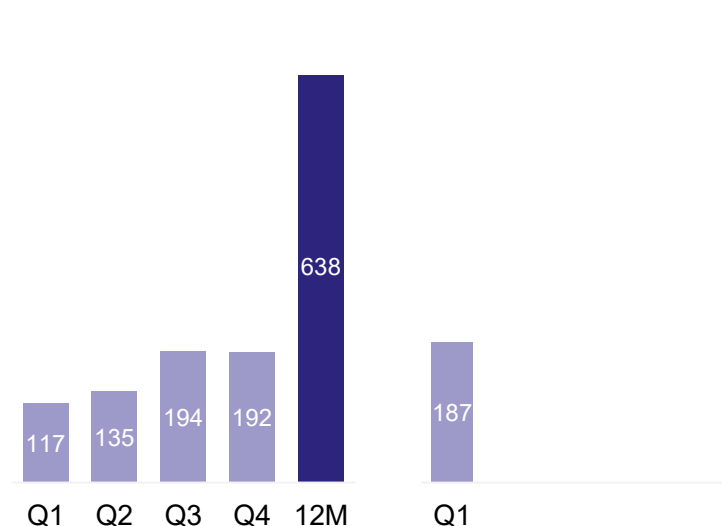
## Revenue<sup>1</sup> (USDm and YoY growth)

FY2026					FY2027
79%	114%	78%	54%	78%	26%



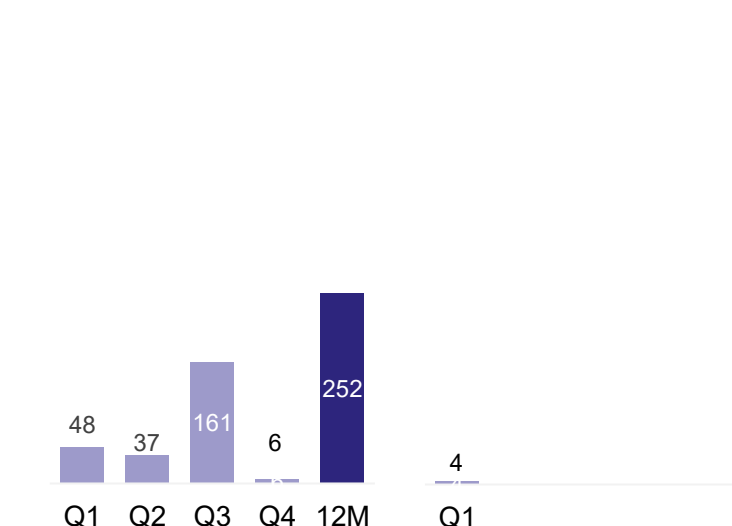
## Adjusted EBITDA<sup>1</sup> (USDm and margin<sup>2</sup>)

FY2026					FY2027
50%	55%	69%	64%	59%	63%



## Adjusted net profit<sup>1</sup> (USDm and margin<sup>3</sup>)

FY2026					FY2027
21%	13%	57%	2%	23%	2%



- Audited numbers FY2026 slightly adjusted downward compared to unaudited: main reason is the expense of Agogo FPSO inventory cost (USD 14m)
- Operating expenses increased to USD 68m, compared to USD 37m in the corresponding financial period ending 30 April 2025 (up 84%)
- Net profit in Q1 dropped to USD 4m mainly because of increase in SG&A (tender costs) and financing costs (interest Agogo FPSO post first oil not capitalised)
- Adjusted net profit treats interest on subordinated intercompany loan from YPOIL as dividend (USD 2m); Q3 FY2026 includes non-recurring profit on Atlanta loan buyback (USD 153m)

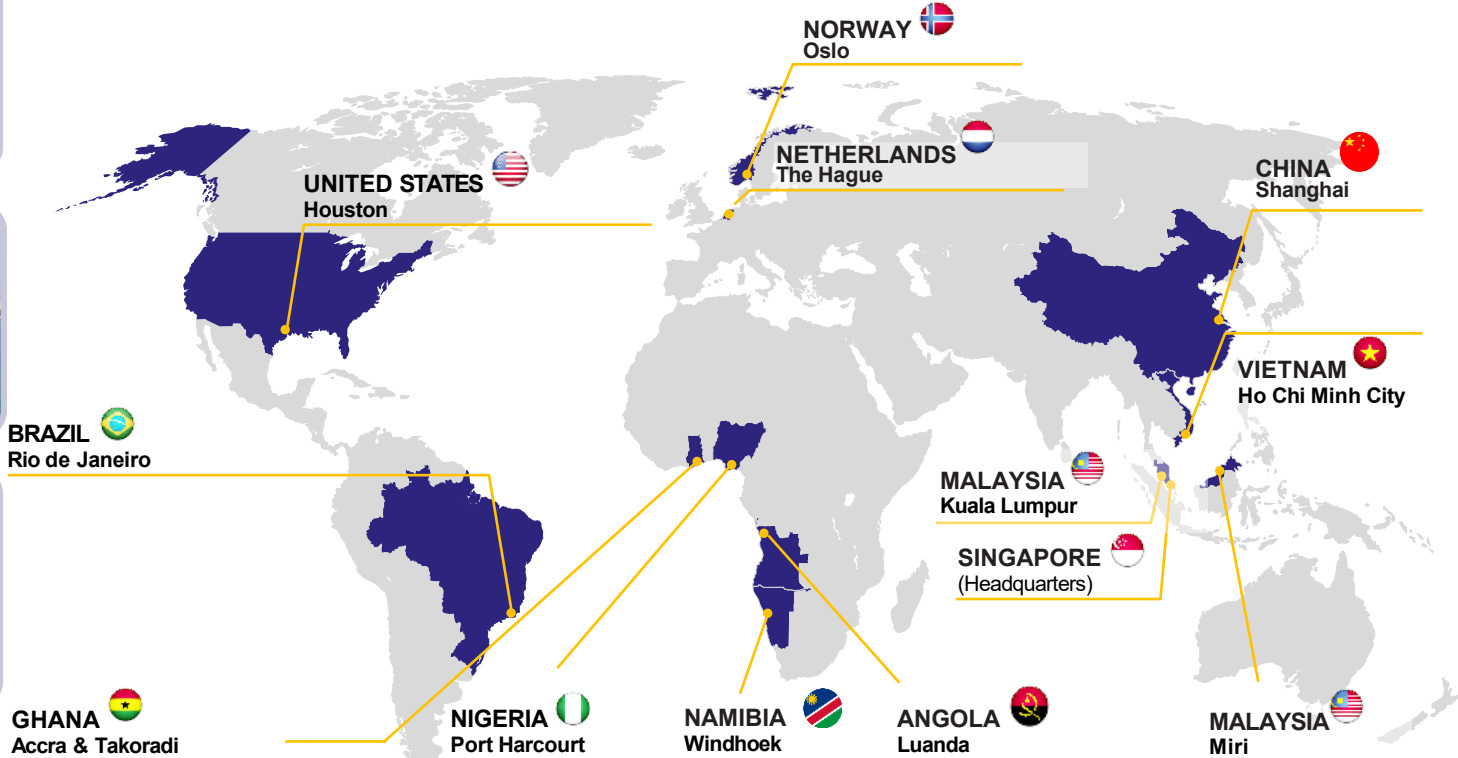

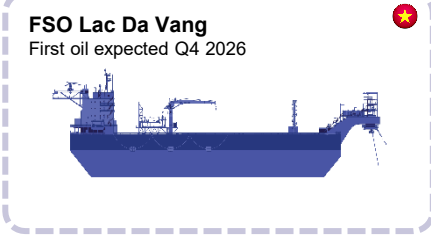

1) Unaudited; Enterprise Reporting. Adjusted EBITDA excludes progress milestones earned and other revenue, and other operating income, which are non recurring

2) EBITDA margin = (Adjusted EBITDA / Revenue) \* 100

3) Net profit margin = (Net profit / Revenue) \* 100

# In May we added China to our global presence

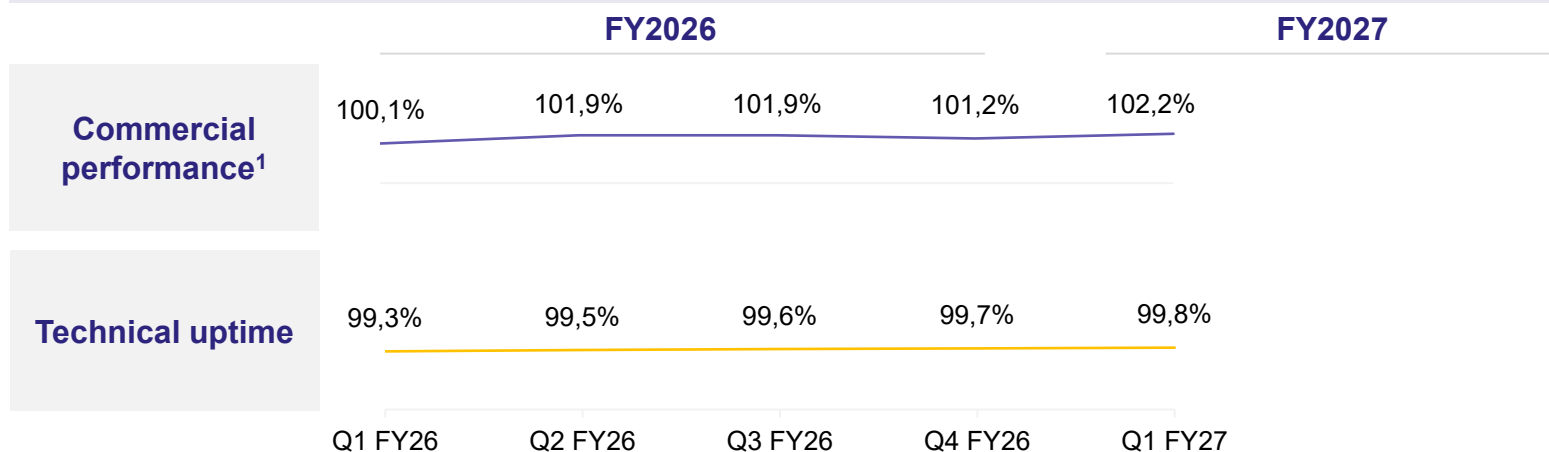
  Operational
   Under construction / installation



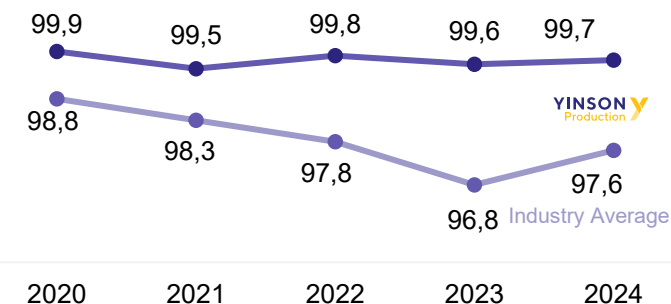


# Operational and safety performance remains industry-leading

## Average fleet uptime



## Technical uptime comparison<sup>4</sup>



**Yinson Production's average 5-year fleet technical uptime is 99.6%**

## Safety performance

	FY2024	FY2025	FY2026	Q1 FY2027
Fatalities	0	1 <sup>2</sup>	0	0
Lost Time Injury	2	3	0	0
Medical Treatment Case	11	8	2	0
Restricted Work Case	4	3	0	1
First Aid Case	23	18	12	3
Lost Time Injury Frequency (LTIF) <sup>5</sup>	0.05	0.13	0	0.00
Total Recordable Injury Frequency (TRIF) <sup>5</sup>	0.31	0.47	0.23	0.34

**LTIF: 0.00**  
(Industry benchmark<sup>3</sup>: 0.24)

**TRIF: 0.25**  
(Industry benchmark<sup>3</sup>: 0.89)

1) Commercial performance refers to total collected revenues vs budgeted revenues (charter + operations)

2) Includes one fatality involving a subcontractor's employee at a fabrication facility in Batam, Indonesia. The facility is managed without direct operational control by Yinson Production. Immediate medical assistance was provided, but the individual tragically passed away. Yinson Production continues to provide governance, risk, and compliance guidance to subcontractors

3) International Association of Oil & Gas Producers – Safety performance indicators 2024

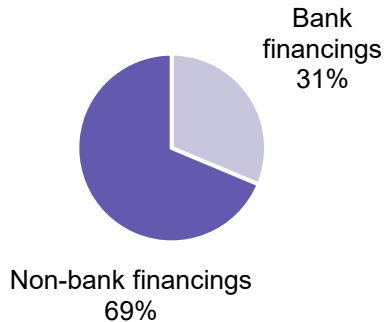
4) Source: Rystad Energy as of March 2025

5) Calculations are based on 12 month rolling cycle.

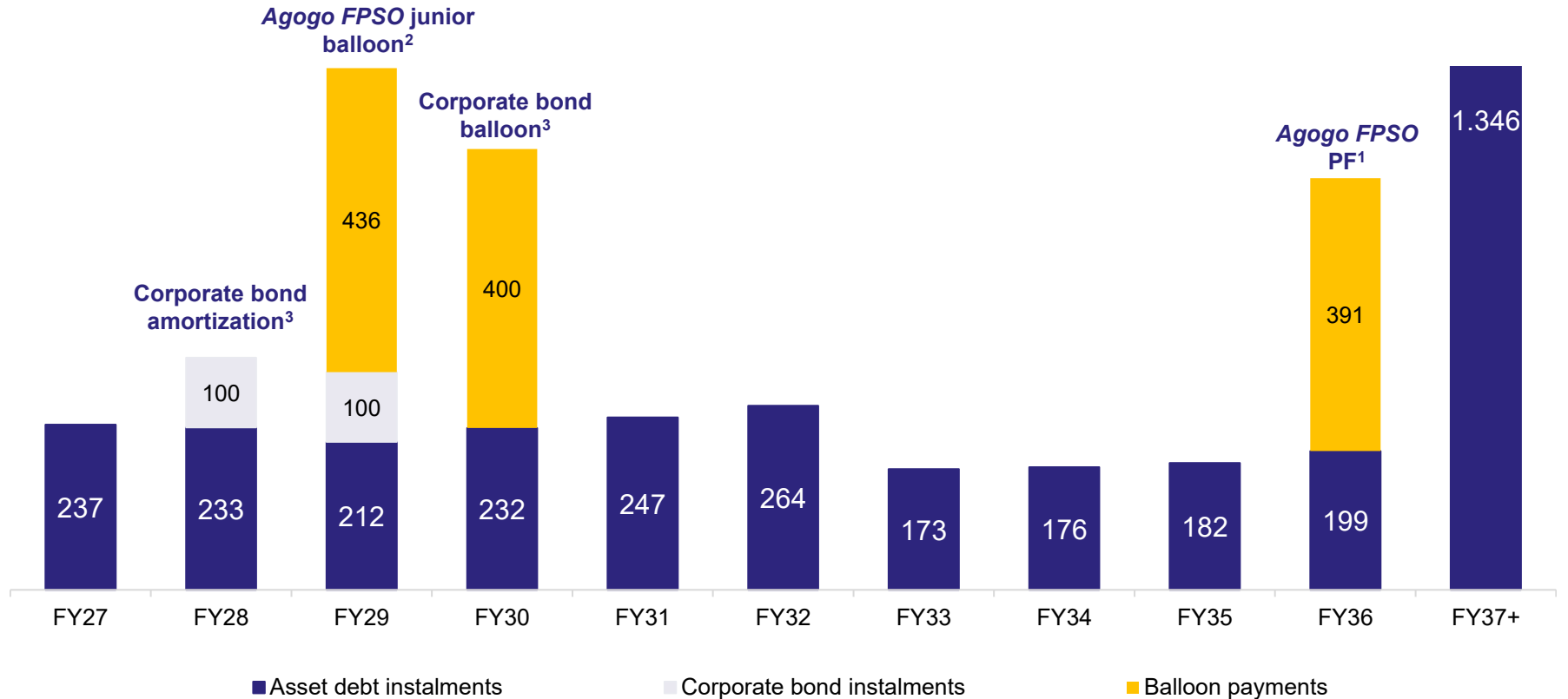
# No material debt repayments for the next two years

## Considerations

- **Amortization profile** has been **significantly improved**, with no material short term repayments
- **Further optimization** in the next few years to prepay the Agogo FPSO junior balloon and stagger the Corporate bond



## Breakdown of debt amortisation profile



1) Final balloon under Agogo FPSO senior facility matures in FY2036, with another 5-year firm + 5-year option remaining. Ample headroom for refinancing assumed at FY28; 2) Including PIK; 3) Corporate bond envisaged to be refinanced FY2028

# Compliance with all financial covenants and the listing requirement<sup>1</sup>

1

## Cash and cash equivalents of the group of no less than USD 50m

- (Free) Cash and Cash equivalents USD491m

✓

2

## Parent DSCR of at least 1.50:1 (12 months backward)

- Cash Flow Available for Debt Service USD 519m, and Debt Service USD 65m
- DSCR 7.9x

✓

3

## Equity of at least USD 1,250m

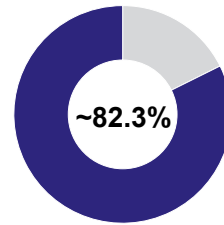

- SFRS Equity USD 2,160m (excluding non-controlling interest)
- Note: Enterprise reporting equity USD 1,904m

✓

1) The compliance certificate, including the calculation of financial covenants, is submitted to Nordic Trustee quarterly and made accessible to investors through their platform.

# Construction of assets progressing as planned, financing in place

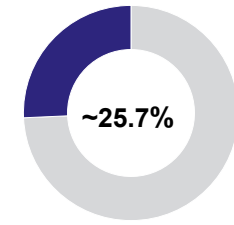
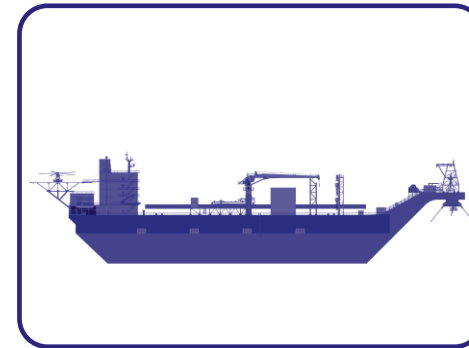
## FSO Lac Da Vang



Construction Completeness<sup>1</sup>

- JV with PTSC has secured a contract with a subsidiary of Murphy Oil Corporation for a new FSO in Vietnam
- Contract has 10-year firm period and 5-year options
- The FSO will be a newbuild double-hull vessel with storage capacity of around 500,000 barrels
- Naming ceremony held 24 June 2026
- First condensate expected in the third quarter of 2026 which is earlier than anticipated

## FSO for Block B



Construction Completeness<sup>1</sup>

- JV with PTSC has secured contract with a subsidiary of Petrovietnam to serve the Block B gas field offshore Vietnam
- Lease and operate contract signed in July 2025
- Contract has 14-year firm period and 9-year options
- The FSO will be a newbuild, double-hull, turret-moored vessel with storage capacity of around 350,000 barrels
- Start of operations is expected by Q3 of calendar year 2027
- Achieved its keel-laying milestone ahead of schedule on 22 May 2026
- Secured USD 131.5m bank financing in May 2026

1) Refers to % of FPSO conversion completed relative to budgeted capex; as of 30 April 2026

# Q&A

# Investor relations contacts



**Simon Barnasconi**

Head of Investor Relations & Rating

M: +31 6 4186 6552

E: [yp.ir@yinson.com](mailto:yp.ir@yinson.com)

Passionately delivering **powerful** solutions  
[www.yinson-production.com](http://www.yinson-production.com)

